



FREE FLOAT STEAM TRAP

MODEL JH7.2

HIGH-PRESSURE FREE FLOAT STEAM TRAP WITH AIR VENT VALVE

Features

A reliable and durable cast steel free float steam trap with tight shut-off for use on medium-size process equipment.

1. Self-modulating free float provides continuous, smooth, low velocity condensate discharge as process loads vary.
2. Constant water seal and unique rotational seating design eliminates concentrated wear and ensures steam-tight seal, even under low-load conditions.
3. Only one moving part, the free float, eliminates concentrated valve wear and provides long maintenance-free service life.
4. Easy-to-use air vent valve facilitates rapid start-up.
5. Inline access to internal parts simplifies cleaning and reduces maintenance costs.
6. Built-in screen with large surface area ensures trouble-free operation.



Specifications

Model	JHW7.2	JH7.2
Connection	Socket Welded	Flanged
Size (mm)	40, 50	
Orifice No.	0.5, 1, 2, 5, 10, 14, 22, 32, 40	
Maximum Operating Pressure (MPaG) PMO	0.05, 0.1, 0.2, 0.5, 1.0, 1.4, 2.2, 3.2, 4.0	
Maximum Differential Pressure (MPa) ΔPMX	0.05, 0.1, 0.2, 0.5, 1.0, 1.4, 2.2, 3.2, 4.0	
Maximum Operating Temperature (°C) TMO	425	

PRESSURE SHELL DESIGN CONDITIONS

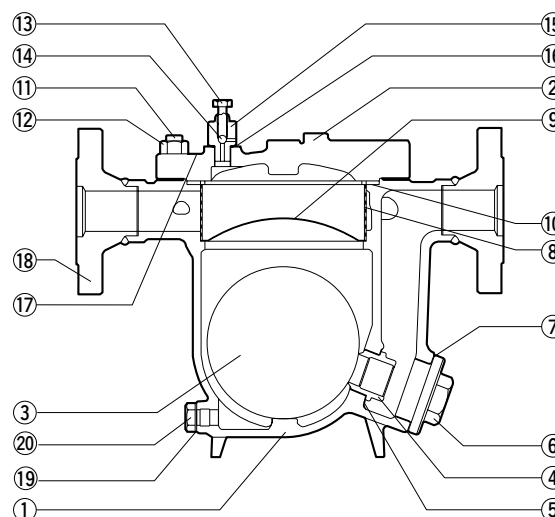
1 MPa = 10.197 kg/cm²

(NOT OPERATING CONDITIONS): Maximum Allowable Pressure (MPaG) PMA: 4.6
Maximum Allowable Temperature (°C) TMA: 425



To avoid abnormal operation, accidents or serious injury, DO NOT use products outside of the specification range. Local regulations may restrict the use of this product to below the conditions quoted.

No.	Description	Material	JIS	ASTM/AISI*
①	Body	Cast Steel	SCPH2	A216 Gr. WCB
②	Cover	Carbon Steel	—	A105
③ ^F	Float	Stainless Steel	SUS316L	AISI316L
④ ^R	Orifice	Cast Stainless Steel	SCS2A	A217 Gr. CA15
⑤ ^{MR}	Orifice Gasket	Soft Iron	SUYP	AISI1010
⑥	Orifice Plug	Cast Stainless Steel	SCS13A	A351 Gr. CF-8
⑦ ^{MR}	Orifice Plug Gasket	Soft Iron	SUYP	AISI1010
⑧ ^R	Screen	Stainless Steel	SUS430	AISI430
⑨	Screen Holder	Stainless Steel	SUS304	AISI304
⑩ ^{MR}	Cover Gasket	Stainl. St./Graphite	SUS304	AISI304
⑪	Cover Bolt	Alloy Steel	SNB16	A193 Gr. B16
⑫	Cover Nut	Carbon Steel	S45C	AISI1045
⑬ ^V	Air Vent Valve Stem	Stainless Steel	SUS304	AISI304
⑭ ^V	Steel Ball	Stainless Steel	SUS440C	AISI440C
⑮ ^V	Air Vent Valve Body	Stainless Steel	SUS303	AISI303
⑯ ^{MR}	Air Vent Valve Gasket	Soft Iron	SUYP	AISI1010
⑰	Nameplate	Stainless Steel	SUS304	AISI304
⑱	Flange/Socket	Carbon Steel	—	A105
⑲ ^{MR}	Drain Plug Gasket	Soft Iron	SUYP	AISI1010
⑳	Drain Plug	Carbon Steel	S25C	AISI1025

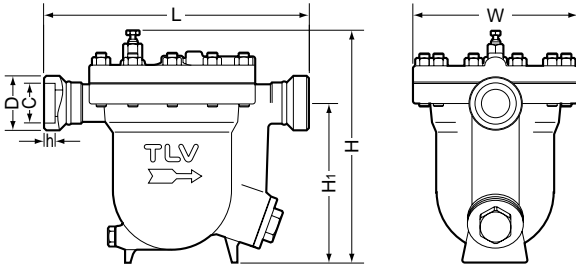


* Equivalent

Replacement kits available: (M) maintenance parts, (R) repair parts, (F) Float (V) air vent valve unit

Dimensions

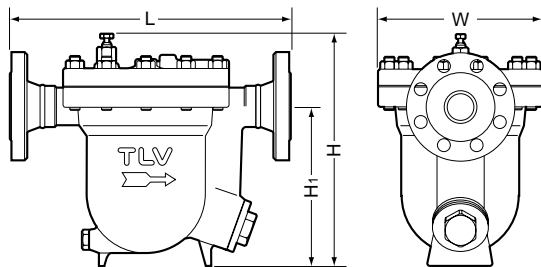
● **JHW7.2** Socket Welded



JHW7.2 Socket Welded (mm)

Size	L	H	H ₁	φ W	φ D	φ C	h	Weight (kg)
40	401	355	244	250	64	49.1	13	35
50					77.5	61.1	16	38

● **JH7.2** Flanged

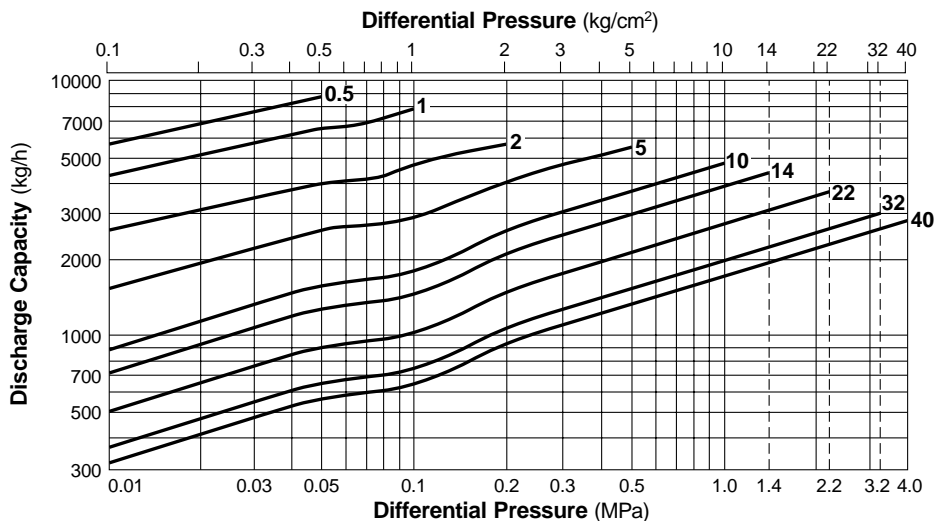


JH7.2 Flanged (mm)

Size	L			H	H ₁	φ W	Weight* (kg)
	ASME Class						
	150RF	300RF	600RF				
40	406	413	429	355	244	250	37
50	410	416	435				39

Other standards available, but length and weight may vary
* Weight is for Class 600RF

Discharge Capacity



1. Line numbers within the graph refer to orifice numbers.
2. Differential pressure is the difference between the inlet and outlet pressure of the trap.
3. Capacities are based on continuous discharge of condensate 6°C below saturated steam temperature.
4. Recommended safety factor: at least 1.5.



DO NOT use traps under conditions that exceed maximum differential pressure, as condensate backup will occur!

Manufacturer

ISO 9001/ISO 14001

TLV® CO., LTD.
Kakogawa, Japan

is approved by LRQA Ltd. to ISO 9001/14001

