



FREE FLOAT STEAM TRAP

MODEL J7.2X

FREE FLOAT STEAM TRAP WITH THERMOSTATIC AIR VENTING

Features

A reliable and durable free float steam trap with tight shut-off for use on medium size process equipment.

1. Self-modulating free float provides continuous, smooth, low velocity condensate discharge as process loads vary.
2. Only one moving part, the free float, eliminates concentrated valve wear and provides long maintenance-free service life.
3. Thermostatic capsule with "fail open" feature vents air automatically until close-to-steam temperature, for rapid start-up.
4. Hot air during operation can also be vented, allowing increased productivity and even heating.
5. Easy, inline access to internal parts simplifies cleaning and reduces maintenance costs.
6. Built-in screen with large surface area ensures trouble-free operation.



Specifications

Model		J7.2X
Connection		Flanged
Size (mm)		40, 50
Orifice No.		0.5, 1, 2, 5, 10, 14, 16
Maximum Operating Pressure (MPaG)	PMO	0.05, 0.1, 0.2, 0.5, 1, 1.4, 1.57
Maximum Differential Pressure (MPa)	ΔPMX	0.05, 0.1, 0.2, 0.5, 1, 1.4, 1.57
Minimum Operating Pressure (MPaG)		0.01
Maximum Operating Temperature (°C)	TMO	220
Subcooling of X-element Fill (°C)		up to 6
Type of X-element		B

PRESSURE SHELL DESIGN CONDITIONS (NOT OPERATING CONDITIONS):

Maximum Allowable Pressure (MPaG) PMA: 1.57

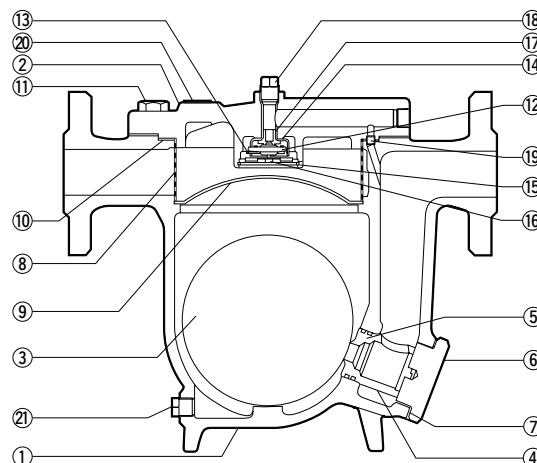
Maximum Allowable Temperature (°C) TMA: 220

1 MPa = 10.197 kg/cm²



To avoid abnormal operation, accidents or serious injury, DO NOT use this product outside of the specification range. Local regulations may restrict the use of this product to below the conditions quoted.

No.	Description	Material	JIS	ASTM/AISI*
①	Body	Cast Iron	FCV410	A842 Gr. 400
②	Cover	Cast Iron	FCV410	A842 Gr. 400
③	Float	Stainless Steel	SUS316L	AISI316L
④	Orifice	Stainless Steel	SCS2A	A217 Gr. CA15
⑤	Orifice O-Ring	Synthetic Rubber	EPR	D2000CA
⑥	Orifice Holder Plug	Cast Iron	FCV410	A842 Gr. 400
⑦	Holder Plug Gasket	Fluorine Resin	PTFE	—
⑧	Screen	Stainless Steel	SUS430	AISI430
⑨	Screen Holder	Stainless Steel	SUS304	AISI304
⑩	Cover Gasket	Stainl. St./Graphite	SUS316L	AISI316L
⑪	Cover Bolt	Carbon Steel	S45C	AISI1045
⑫	X-element	Stainless Steel	—	—
⑬	Snap Ring	Stainless Steel	SUS304	AISI304
⑭	X-element Guide	Stainless Steel	SUS304	AISI304
⑮	X-element Cover	Stainless Steel	SUS304	AISI304
⑯	Snap Ring	Stainless Steel	SUS304	AISI304
⑰	Air Vent Valve Seat	Stainless Steel	SUS420F	AISI420F
⑱	Plug	Carbon Steel	SS400	A6
⑲	Connector	Stainless Steel	SUS416	AISI416
⑳	Nameplate	Stainless Steel	SUS304	AISI304
㉑	Drain Plug	Carbon Steel	SS400	A6

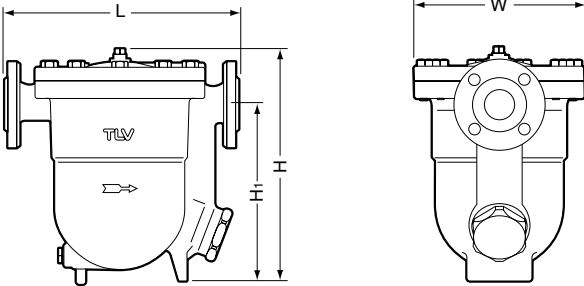


* Equivalent

Copyright © TLV

Dimensions

● **J7.2X**
Flanged

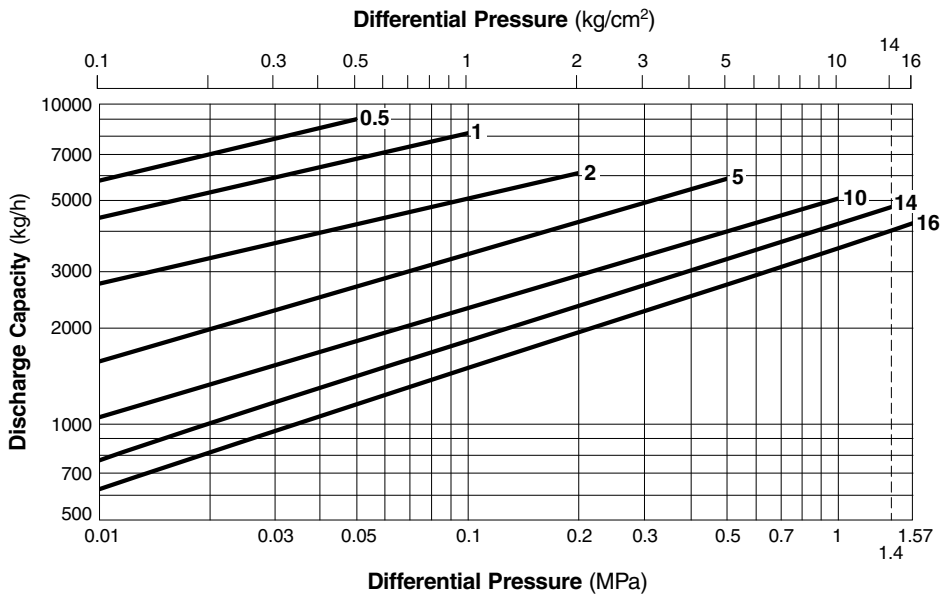


J7.2X Flanged (mm)

Size	Flange (JIS)*	L	Flange (ANSI • JPI)	L	H	H ₁	φW	Weight (approx. kg)
40	5K	362	150LB	370	330	244	243	33
	10, 16K	370	300LB	374				
	20K	374	—	—				
50	5K	362	150LB	370	340	249	243	36
	10, 16K	370	300LB	376				
	20K	374	—	—				

* Other standards available

Discharge Capacity



1. Line numbers within the graph refer to orifice numbers.
2. Differential pressure is the difference between the inlet and outlet pressure of the trap.
3. Capacities are based on continuous discharge of condensate 6°C below saturated steam temperature.
4. Recommended safety factor: at least 1.5.



DO NOT use traps under conditions which exceed maximum differential pressure, as condensate backup will occur!

Manufacturer

ISO 9001/ISO 14001

TLV® CO., LTD.
Kakogawa, Japan

is approved by LRQA Ltd. to ISO 9001/14001

